



# WISNIOWSKI



Residential  
**FENCES**





## RESIDENTIAL FENCES

OVERVIEW	4 – 13
COLOURS AND STRUCTURES	14 – 17
AW EXPERT	18 – 19
WISNIOWSKI HOME INCLUSIVE	20 – 29
INSPIRATION	30 – 65
FENCE COLLECTIONS	66 – 111
MULTIBOX	112 – 113
GABION SYSTEMS	114 – 115
SMARTCONNECTED	116 – 117
AUTOMATIC OPERATING UNITS FOR GATES	118 – 123



# Why **WISNIOWSKI**?

For the last three decades, we have been working in accordance with the idea of the founder of the WISNIOWSKI brand, Andrzej WISNIOWSKI, who made it his goal to create innovative products addressing all of our customers' needs. We want your home to be secure and comfortable. Taking advantage of our 30 years of experience in the production of garage doors, gates, windows, doors, and fences, we offer our customers top quality products. We know what a modern home needs and what challenges the household may face.

Currently, our production hall spanning 200,000 square metres manufactures thousands of garage doors, gates, windows, doors, and fences every day. At the same time, we are also able to customize the products to meet our customers' requirements.

Everyone has different needs and expectations, which is why when manufacturing our products, we focus on listening to what you have to say.

Meet the WISNIOWSKI brand – enter the world of comfort and security.



**WISNIOWSKI. Garage doors, windows, doors, gates, fences.**



# Welcome to the world of **residential fences**

In the process of building your home, there comes a time when you need to give some thought to fencing off your plot. Finding the appropriate design ensures that the money spent will pay for itself during many years of use and your investment will remain an appealing and attractive element of your home's surroundings. The fence is frequently the first element of your property that the people passing by see. It gives a taste of what can be found behind it. An elegant design requires what is inside to be – if ever so subtly – indicated on the outside. Wishing for a beautiful home? Remember to choose a beautiful fence!



GUARANTEE

## LONG-LASTING DURABILITY

All the elements of WISNIOWSKI residential fences undergo the best corrosion protection procedures available: galvanizing and powder coating. The zinc layer achieved after submerging the previously chemically cleaned structure in a hot zinc bath protects WISNIOWSKI fence elements against corrosion for decades to come.



DUPLEX

## DUPLEX SYSTEM – DUPLEX PROTECTION

The combination of the zinc and varnish coatings in the DUPLEX system substantially contributes to extending the life of WISNIOWSKI fences. Regardless of the weather, you can always be sure that WISNIOWSKI fences will retain their appealing look. With the RAL colour palette, the colour of the polyester protective coating can easily be selected.



PROTECTION THAT WORKS

## PROTECTION THAT WORKS

Galvanizing is an economically efficient technology both at the stage of manufacturing and use. Galvanized WISNIOWSKI fences do not need surface treatment for many years. When in use, their elements do not have to be coated with expensive products that the traditional fences require. Galvanized steel is recycled and does not place a burden on the environment.



DURABILITY

## PROVEN IN ALL KINDS OF CONDITIONS

The galvanization process used by WISNIOWSKI complies with the PN-EN ISO 1461 standard that guarantees proper quality of the galvanized products. The zinc coating is resistant to high and low temperatures, as well as UV radiation, which ensures appropriate corrosion protection for steel surfaces.



# A well-thought-out layout.

## A functional system

WISNIEWSKI fence systems stand for functionality, safety, unique design, and reliability that lasts. Choose from eight diverse model collections that make it easy to match the fence with the surroundings designed in any style. All the elements are part of a system which, just like modules, can be freely arranged depending on your preferences or plot layout. The system includes: double-leaf and sliding gates, wickets, segments, and posts. You can choose the multi-functional Multibox post with a built-in mailbox and electronic access control systems. Perfectly selected components ensure simple and quick installation, but above all, consistent style of the entire design.



| SLIDING GATE |



| DOUBLE-LEAF GATE |



| SYSTEM POST, SEGMENT |



| WICKET, MULTIBOX |



# Safety and reliability.

## Drive unit in the post

A properly selected gate is crucial when it comes to ensuring functional and reliable access to the property. Depending on the layout of the premises, a conventional double-leaf gate or a more comfortable sliding gate can be chosen. Its cantilever design provides smooth operation in all kinds of conditions. It is a synonym of reliability. To ensure user safety and comfort, the gate drive unit is tucked away in the post integrated with the structure. This unique solution allows only authorized persons who have the key to access the control device, and the post also protects the mechanism from adverse weather conditions.



Unlimited **possibilities**

# Durability. Technology

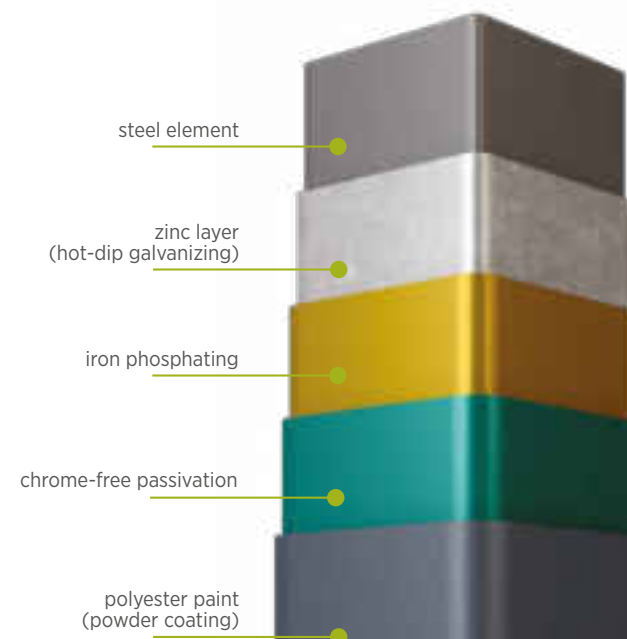


## Corrosion protection

Steel is one of the basic structural materials in the construction industry. We take advantage of the physical and mechanical properties of high quality steel to obtain fence elements that are very stable and strong.

WISNIEWSKI fences are manufactured using only the most durable of all materials – steel – and we process it by hot-dip galvanizing or coat painting using the DUPLEX system. The process is carefully controlled at each stage to ensure the highest attainable quality. We confirm this quality by providing ten year anti-corrosion warranty for steel fence elements.

The manufacturing of WISNIEWSKI fence systems is based on the best materials and state-of-the-art technological lines. During the design phase, we use the finite element method (FEM), which allows us to understand how the product works in various conditions. To ensure the best weld quality, we use cutting edge welding technologies to ensure repeatability of the products we make.





# Colours. Textures

Colour is the first feature our senses react to. We made sure that each of our customers can find the colour they are looking for. Our garage doors can be manufactured in RAL palette colours and in wood effect colours – together with our range of structures and extra decorative elements, this gives you hundreds of options for a tailored solution.



Quartz structure	Cast Iron structure	Blue, RAL5010 MAT	Green, RAL 6005 MAT	Graphite, RAL 7016 MAT	Grey, RAL 7030 MAT	Brown, RAL 8014 MAT	Black, RAL 9005	Black, RAL 9005 MAT STRUCTURE	Red, RAL 3005 MAT	Grey, RAL 7040 MAT	Brown, RAL 8017 MAT	White, RAL 9016 MAT
------------------	---------------------	-------------------	---------------------	------------------------	--------------------	---------------------	-----------------	-------------------------------	-------------------	--------------------	---------------------	---------------------

Coating  
Special


Colours  
Basic

Colours  
Special



A wide range of colours and models lets the customer choose products matching the façade, joinery, and other decorative elements of their building. Moreover, powder coating ensures high aesthetic standards: the surface shows no streaking, and various decorative effects, as well as various gloss grades can be obtained. Note: The colours and gloss grades presented in this publication are for reference only.





COLOUR  
COLLECTION

HOME  
INCLUSIVE ·

THE HOME INCLUSIVE 2.0 COLOUR COLLECTION

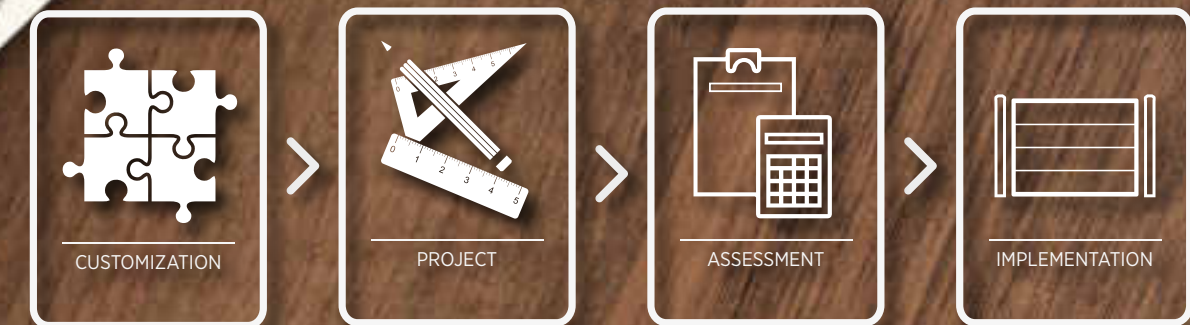
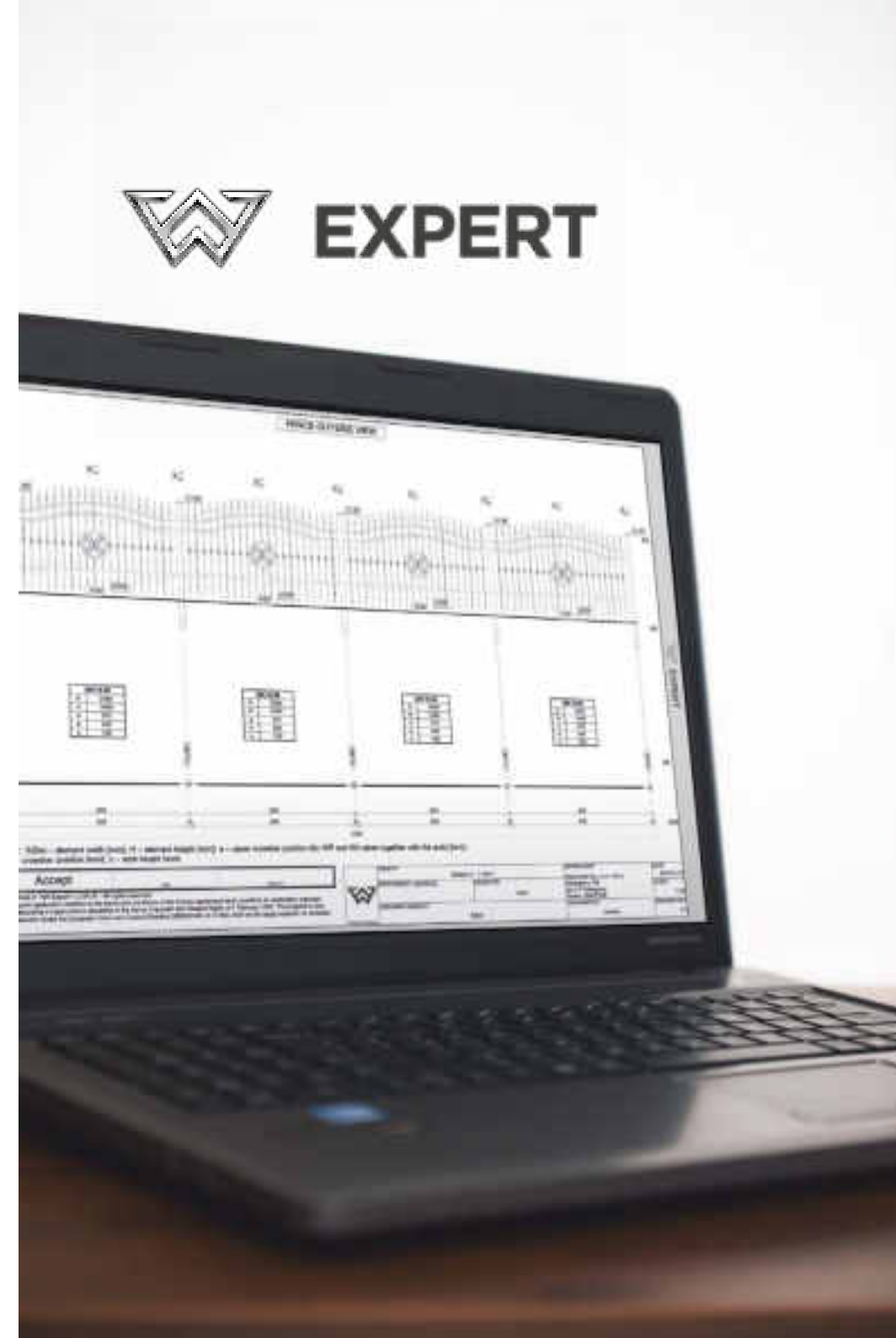
Highlight the exceptional character of your property with the unique depth effect of the HI 2.0 colours.  
LET US INSPIRE YOU WITH OUR NEW HOME INCLUSIVE COLLECTION featuring 16 unique colours!



# Your fence.

## From design to installation

Only a well-thought-out and properly designed fence guarantees comfort of use. Therefore, it is important to plan out all the elements in a functional manner: the gate, wicket, segments, even the mailbox. AW Expert adapts the fence arrangement to both large and small premises regardless of the plot layout. This lets you see and modify the fence line, select the segment mounting version, plan out the location of the gate and wicket, and even the mailbox, already at the earliest stage of designing your new fence or planning to replace the old one.



Now, designing your optimal solution is even easier with our revolutionary AW Expert software – a unique application for designing fences. This tool can generate your design and quotation in a matter of minutes.



# Collection

## HOME INCLUSIVE 2.0

Looking for durable and beautiful solutions for your home? Good design and harmonious appearance of your property is important to you? Take advantage of the possibilities that the Home Inclusive 2.0 collection gives you and create a uniform design of your garage doors, gates, windows, doors, and fences by WISNIOWSKI. Choose from 16 refined colours with a unique metallic 3D structure, pick patterns and details, and make your dream about a perfect home become reality.



GARAGE DOORS, WINDOWS, DOORS, GATES, FENCES IN MATCHING DESIGN

HOME  
INCLUSIVE ·





# Garage doors, gates, windows, doors, fences IN MATCHING DESIGN

Looking for durable and beautiful solutions for your home? Good design and harmonious appearance of your property is important to you? Take advantage of the possibilities that the Home Inclusive 2.0 collection gives you and create a uniform design of your garage doors, gates, windows, doors, and fences by WISNIOWSKI. Choose from 16 refined colours with a unique metallic 3D structure, pick patterns and details, and make your dream about a perfect home become reality.




LET US INSPIRE YOU WITH OUR NEW HOME INCLUSIVE COLLECTION **FEATURING 16 UNIQUE COLOURS!**





# WISNIOWSKI HOME INCLUSIVE COLLECTION

**AW.10.200** (fence system: wicket, double-leaf gate, sliding gate, segment / **panel 500mm**) Top edge options 



**AW.10.200** (fence system: wicket, double-leaf gate, sliding gate, segment / **panel 250mm**) Top edge options 



1 for gates up to < 2750 [mm]



2 for gates up to ≥ 2750 [mm] i < 5500 [mm]



3 for gates up to ≥ 5500 [mm]



## DECORATIVE MOTIFS

- 

Type AP-1
- 

Type AP-2
- 

Type AP-3
- 

Type AP-4
- 

Type AP-5
- 

Type AP-6







# WISNIOWSKI HOME INCLUSIVE COLLECTION

AW.10.228

(in version with clearance - fence system: wicket, double-leaf gate, segment, sliding gate, segment)


Top edge options: 




NEW MODEL

AW.10.230

(fence system: wicket, double-leaf gate, segment, sliding gate, segment)


Top edge options: 




NEW MODEL

AW.10.228

(in version without clearance - fence system: wicket, double-leaf gate, segment, sliding gate, segment)


Top edge options: 




NEW MODEL

AW.10.229

(fence system: wicket, double-leaf gate, segment, sliding gate, segment)

Top edge options: 



NEW MODEL



HOME INCLUSIVE AW. 10.228



# WISNIOWSKI HOME INCLUSIVE COLLECTION

**Inspiration 01** **GARAGE DOOR:** UniPro, sectional, colour – HI COMFORT GREY, **DOOR:** CREO model 317, colour – HI COMFORT GREY, **WINDOW:** colour – HI COMFORT GREY, **FENCE:** wicket, sliding gate, segment, model STYLE AW.10.26, colour – HI COMFORT GREY



**Inspiration 02** **GARAGE DOOR:** UniPro, sectional, colour – HI WARM STONE, **DOOR:** CREO model 300, colour – HI WARM STONE, **WINDOW:** colour – HI WARM STONE, **FENCE:** wicket, sliding gate, segment, model MODERN AW.10.114, colour – HI WARM STONE



**Inspiration 03** **GARAGE DOOR:** UniPro, sectional, colour – HI ANTHRACITE, **DOOR:** CREO model 300, film coating – Woodec Turner Oak Malt, decorative motif – HI ANTHRACITE, **WINDOW:** colour – HI ANTHRACITE, **FENCE:** wicket, double-leaf gate, segment, model MODERN AW.10.200, colour – HI ANTHRACITE



**Inspiration 04** **GARAGE DOOR:** UniPro, sectional, colour – HI BROWN STONE, **DOOR:** CREO model 402, colour – HI BROWN STONE, **WINDOW:** colour – HI BROWN STONE, **FENCE:** wicket, sliding gate, segment, model CLASSIC AW.10.72, colour – HI BROWN STONE



| CLASSIC AW. 10.72 |





**LET US INSPIRE YOU!**  
CHOOSE A SET TO SUIT YOUR  
NEEDS




































MODERN AW. 10.104 + VEGA B













































# Collection **MODERN**




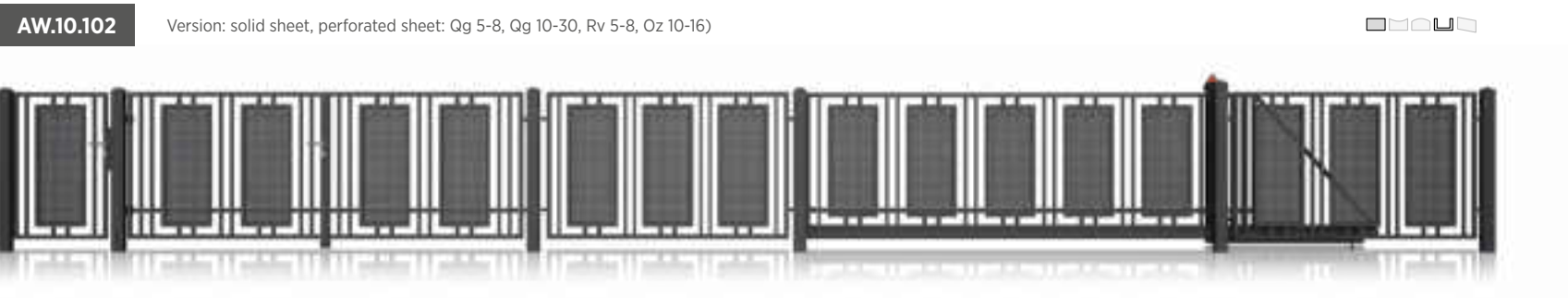
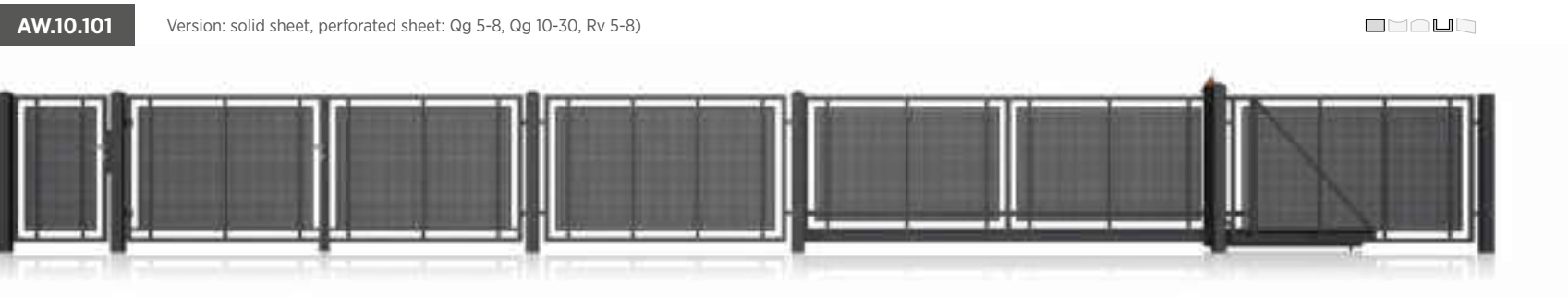

GUARANTEE

- 14 fence models
- MODERN system infills are made of **closed box sections**, as well as **perforated** and **solid sheets**, depending on the model
- Corrosion protection: **hot-dip galvanized** or **hot-dip galvanized + RAL Standard**





MODERN COLLECTION



TOP EDGE OPTIONS

flat top edge

concave top edge

convex top edge

available in a skewed version

railing available



MODERN COLLECTION


AW.10.106

Version: 30 x 18 [mm], 70 x 20 [mm]



AW.10.107

Version: 20 x 20 [mm], 70x20 [mm]



AW.10.108

Version: 70x20 [mm], solid sheet, perforated sheet: Qg 5-8, Qg 10-30, Rv 5-8, Oz 10-16



TOP EDGE OPTIONS

flat top edge

concave top edge


convex top edge

available in a skewed version

railing available


AW.10.109

Version: 70x20, solid sheet, perforated sheet: Qg 5-8, Qg 10-30, Rv 5-8, Oz 10-16



AW.10.110

Version: solid sheet





AW.10.111

Version: solid sheet, perforated sheet: Qg 5-8, Qg 10-30, Rv 5-8





MODERN COLLECTION



TOP EDGE OPTIONS

 flat top edge

 concave top edge

 convex top edge

 available in a skewed version

 railing available



perforated sheet  
Qg 5-8



perforated sheet  
Qg 10-30



perforated sheet  
Rv 5-8



perforated sheet  
Oz 10-16

Sheet infill types

Sheet infill types apply to the following models: AW.10.101, AW.10.102, AW.10.108, AW.10.109, AW.10.111, AW.10.112



# Collection **LUX**



GUARANTEE

- 18 fence models
- LUX system infills are made of **steel rods with a cross section of 14 x 14 [mm]**
- Corrosion protection: **hot-dip galvanized** or **hot-dip galvanized + RAL Standard**





LUX COLLECTION



TOP EDGE OPTIONS

flat top edge

concave top edge

convex top edge

available in a skewed version

railing available



LUX COLLECTION





LUX COLLECTION



TOP EDGE OPTIONS

flat top edge

concave top edge

convex top edge

available in a skewed version

railing available





# Collection **PREMIUM**



GUARANTEE

- 7 fence models
- PREMIUM system infills are made of **steel rods with a cross section of 20 x 20 [mm]**
- Corrosion protection: **hot-dip galvanized** or **hot-dip galvanized + RAL Standard**






PREMIUM COLLECTION


AW.10.63

Version: closed steel box sections terminated with decorative elements in the top line of the infill, 20x20 [mm]



AW.10.66

Version: closed steel box sections terminated with decorative elements in the top line of the infill, 20x20 [mm]




AW.10.64

Version: closed steel box sections terminated with decorative elements in the top line of the infill, 20x20 [mm]




AW.10.67

Version: closed steel box sections terminated with decorative elements in the top line of the infill, 20x20 [mm]




AW.10.65

Version: closed steel box sections terminated with decorative elements in the top line of the infill, 20x20 [mm]



AW.10.68

Version: closed steel box sections terminated with decorative elements in the top line of the infill, 20x20 [mm]



TOP EDGE OPTIONS

flat top edge

concave top edge

convex top edge

available in a skewed version

railing available



PREMIUM COLLECTION

AW.10.69 Version: closed steel box sections terminated with decorative elements in the top line of the infill, 20x20 [mm]



TOP EDGE OPTIONS

flat top edge

concave top edge

convex top edge

available in a skewed version

railing available






# Collection

## STYLE



GUARANTEE

- 13 fence models
- STYLE system infills are made of **steel rods with a cross section of 12 x 12 [mm]**
- Corrosion protection: **hot-dip galvanized** or **hot-dip galvanized + RAL Standard**





STYLE COLLECTION



TOP EDGE OPTIONS

 flat top edge

 concave top edge


 convex top edge

 available in a skewed version

 railing available



STYLE COLLECTION



TOP EDGE OPTIONS

 flat top edge

 concave top edge

 convex top edge

 available in a skewed version

 railing available




# STYLE COLLECTION

AW.10.26      Version: steel rods with a cross section of 12 x 12 [mm]





TOP EDGE OPTIONS

 flat top edge

 concave top edge

 convex top edge

 available in a skewed version

 railing available





# Collection **VARIO**



GUARANTEE

- 4 fence models
- VARIO system infills are made of **closed steel box sections** terminated with PVC finial tips
- Corrosion protection: **hot-dip galvanized** or **hot-dip galvanized + RAL Standard**





VARIO COLLECTION


AW.10.81

Version: closed steel box sections terminated with decorative elements in the top line of the infill, 20x20 [mm]



AW.10.84

Version: closed steel box sections terminated with decorative elements in the top line of the infill, 20x20 [mm]




AW.10.82

Version: closed steel box sections terminated with decorative elements in the top line of the infill, 20x20 [mm]



AW.10.83

Version: closed steel box sections terminated with decorative elements in the top line of the infill, 20x20 [mm]



TOP EDGE OPTIONS

flat top edge

concave top edge

convex top edge

available in a skewed version

railing available



# Collection **CLASSIC**



GUARANTEE

- 12 fence models
- CLASSIC system infills are made of **closed steel box sections** terminated with caps in the top line of the infill
- Corrosion protection: **hot-dip galvanized** or **hot-dip galvanized + RAL Standard**







# CLASSIC COLLECTION

AW.10.01


Version: closed steel box sections, terminated with caps in the top line of the infill, 40x27 [mm]






AW.10.05


Version: closed steel box sections, terminated with caps in the top line of the infill, 20x20 [mm]






AW.10.02


Version: closed steel box sections, terminated with caps in the top line of the infill, 18x30 [mm]






AW.10.06


Version: closed steel box sections, terminated with caps in the top line of the infill, ø 20 [mm] - pass-through






AW.10.04


Version: closed steel box sections, terminated with caps in the top line of the infill, ø 20 [mm] - pass-through






AW.10.16

Version: closed steel box sections, terminated with caps in the top line of the infill, 70x20 [mm]





TOP EDGE OPTIONS

 flat top edge

 concave top edge




 convex top edge

 available in a skewed version

 railing available



# CLASSIC COLLECTION



TOP EDGE OPTIONS

 flat top edge

 concave top edge

 convex top edge

 available in a skewed version


 railing available




# CLASSIC COLLECTION

AW.10.76

Version: closed steel box sections, terminated with caps in the top line of the infill, 40x27 [mm]





NEW MODEL

- TOP EDGE OPTIONS
-  flat top edge

 concave top edge

 convex top edge

 available in a skewed version

 railing available



CLASSIC AW.10.72



# Collection **BASIC**



GUARANTEE

- 5 fence models
- BASIC system infills are made of **closed steel box sections** with a cross section of **15x15 [mm]**
- Corrosion protection: **hot-dip galvanized** or **hot-dip galvanized + RAL Standard**





BASIC COLLECTION



TOP EDGE OPTIONS

flat top edge

concave top edge

convex top edge

available in a skewed version

railing available



# A versatile post

## Multibox

The MultiBox is a multi-function fence post integrated with a mailbox. It can be installed in any section of the fence, as a gate post, a wicket post, and between the segments. Choose the MultiBox and solve the mailbox issue once and for all. The inside of the MultiBox is protected from adverse weather conditions, and several slot options are an additional benefit that is especially useful with a common fence in a housing complex which uses a single entrance.

MultiBox perfectly matches the entire WISNIOWSKI fence range. Moreover, it can be customized with decorative motifs, such as house number, decorative elements or initials, while soft LED lighting ensures comfort of use.

**NEW**

### MultiBox post versions

The MultiBox post is available with 1, 2, and 3 letter slots – with independent access from the property side and LED lighting. Additionally, a version featuring a secure package slot integrated with the letter slot is available.



# GABION systems

The gabion system is dedicated both for industrial and residential properties. It matches the surroundings exceptionally well and has an appealing design. Depending on the preferences, the gabion system can be built using 3 types of posts: based on the IPE 160 I-section or STM posts based on 50x100 or 50x120 [mm] closed box sections, and two types of flat panels – Vega 2D and Vega 2D Super.

The gabion system by WISNIOWSKI ensures long-term reliability. The panels and posts are treated by hot-dip galvanizing or galvanizing and polyester coating, which effectively prevents corrosion processes. Additionally, special clips intended for joining the panels prevent deformation of the gabion system caused by the constant pressure of the stones. This allows us to ensure quality and reliability of the product.





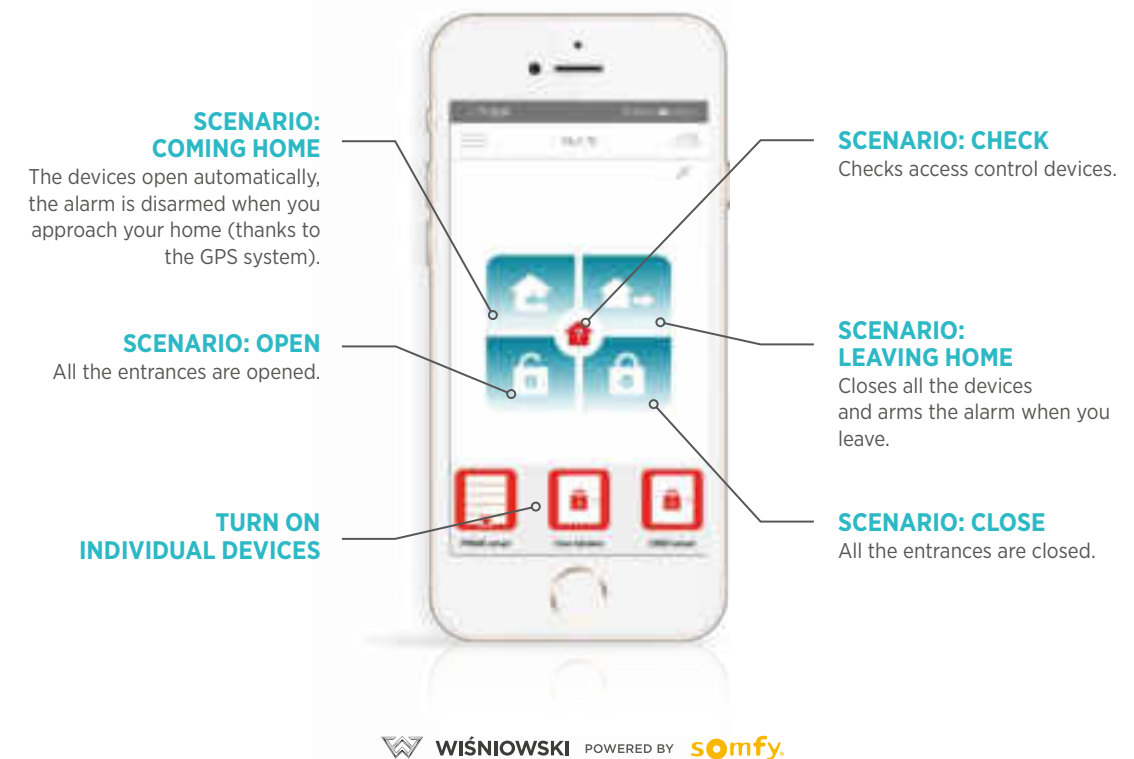
# I am smartCONNECTED

The functionality behind the smartCONNECTED name is an investment that benefits your entire family, because to enter your home, you no longer need to lug around a weighty bunch of keys. Parents can let their children inside without leaving the office. You can also check whether the gate is closed by using your smartphone. What is more, thanks to the use of algorithms, your smart home can memorize the lifestyle of its inhabitants and perform basic actions, such as activating the alarm or the motion sensor for them. And with the global positioning function, it can also open the gate just before you arrive home.



TREAT YOURSELF TO COMFORT  
**AND SAFETY**

- Control your garage door, gate, and entrance door remotely
- Take advantage of global positioning
- Stay in touch with your home




The SmartCONNECTED technology brings WISNIOWSKI automatic sectional garage doors to the next level of product development, tailoring them to the requirements of increasingly demanding customers. On the one hand, it makes it possible to control the devices with a smartphone, and on the other, it gives the users full control and lets them stay in touch with their home from any place in the world. Io-homecontrol® makes it possible to wirelessly connect the AWso 2018 Connected drive unit to the smart home system controlled by one of the Somfy central control units: TaHoma® Premium or Connexoon with the Connexoon Access application. Building a comprehensive smart home provides a number of benefits and additional features that enhance your comfort every single day.



# Automatic operating units for **GATES**

The safety of use of power operated gates is ensured not only by their structure, but also by the properly selected drive unit. Therefore, our range only provides drive units suitable for the given type of gates. Different versions and additional functions of the drive units make it possible to adapt the gate to individual needs and the required level of functionality. We also recommend placing the drive unit inside the gate post, which protects it from unauthorized access and adverse weather conditions. All the power operated gates in the WISNIOWSKI range were awarded the CE mark, which confirms the products' compliance with the provisions of PN-EN 13241-1.





DRIVE UNITS CONCEALED IN THE POST

TECHNICAL DATA

		AWso 2018	AWso 2018 Pro AWso 2018 Pro FAST	AWso 2018 Connected
Application	up to 4500 [mm]	•	option	•
	over 4500 [mm] up to 6000 [mm]	—	•	•
Simple programming		•	•	•
Auto selection of operating parameters		•	•	•
Soft START and STOP		•	•	•
Customizable configuration		•	•	•
Display		•	•	•
Safety	Obstacle detection	•	•	•
	Photocells	•	•	•
	Safety edges	option	option	option
Radio transmission	WISNIEWSKI	•	•	—
	RTS	option	option	option
	io	option	option	•
Cycle counter		•	•	•
Recent fault logging		•	•	•
Signal light		•	•	•
Expandability		—	•	•
Toothed wheel height adjustment		•	•	•
Emergency drive unit disengagement		•	•	•
Smart technologies	Ri-Co	option	option	option
	Connexoon	—	—	•
	TaHoma Premium	—	—	•
Remote control		transmitter	transmitter	smartphone app

**io** homecontrol<sup>®</sup> is a modern, safe, and reliable radio technology by Somfy that lets you control your devices compatible with the smart home concept. Thanks to this technology, the drive unit not only receives commands from the controllers, but it can also send feedback. The io-homecontrol technology makes it possible to connect the drive unit to the TaHoma and Connexoon system, which provides the drive with additional functions that connect the garage door with smart devices available in your home.wrotne. Technologia io-homecontrol umożliwia przyłączenie napędu AWso 2018 Connected do systemu TaHoma oraz Connexoon, dzięki temu napęd ten zyskuje dodatkowe funkcje łączące bramę wjazdową z innymi inteligentnymi urządzeniami w domu.

EXTERNAL DRIVE UNITS

TECHNICAL DATA

		BFT Deimos ULTRA BT	SOMFY Elixo RTS	SOMFY Elixo io
Application	up to 6000 [mm]	•	•	•
		•	•	•
Simple programming		•	•	•
Auto selection of operating parameters		•	•	•
Soft START and STOP		•	•	•
Customizable configuration		•	•	•
Display		•	•	•
Safety	Obstacle detection	•	•	•
	Photocells	•	•	•
	Safety edges	option	option	option
Radio transmission	BFT	•	—	—
	SOMFY RTS	—	•	—
	SOMFY io	—	—	•
Backup power supply battery		option	option	option
Cycle counter		•	•	•
Recent fault logging		•	•	•
Signal light				
Expandability		•	•	•
Emergency drive unit disengagement		•	•	•
Smart technologies	Ri-Co	option	option	option
	Connexoon	—	—	•
	TaHoma Premium	—	•	•
Remote control		transmitter	transmitter	smartphone app





LINEAR DRIVE UNITS

TECHNICAL DATA

		BFT Phobos BT A25/A40	BFT Kustos ULTRA BT A40	BFT Giuno ULTRA BT A20/A50	SOMFY Ixengo L 3S RTS	SOMFY Ixengo L 3S io	SOMMER twist E/EL
Application	up to 4000 [mm]	●	●	●	●	●	●
	up to 5000 [mm]	●	●	●	●	●	●
	up to 6000 [mm]	●	●	●	●	●	—
	up to 8000 [mm]	—	—	●	—	—	—
Simple programming		●	●	●	●	●	●
Auto selection of operating parameters		●	●	●	●	●	●
Soft START and STOP		●	●	●	●	●	●
Customizable configuration		●	●	●	●	●	●
Display		●	●	●	●	●	●
Safety	Obstacle detection	●	●	●	●	●	●
	Photocells	●	●	●	●	●	●
	BFT	●	●	●	—	—	—
Radio transmission	SOMFY RTS	—	—	—	●	—	—
	SOMFY io	—	—	—	—	●	—
	Sommer	—	—	—	—	—	●
	WISNIOWSKI	option	option	option	option	option	option
Backup power supply battery		—	—	—	●	●	—
Cycle counter		●	●	●	●	●	—
Recent fault logging		●	●	●	●	●	—
Signal light		option	option	option	●	●	option
Expandability		●	●	●	●	●	●
Emergency drive unit disengagement		●	●	●	●	●	●
Smart technologies	Ri-Co	option	option	option	option	option	option
	Connexoon	—	—	—	—	●	—
	TaHoma Premium	—	—	—	●*	●	—
Remote control		transmitter	transmitter	transmitter	transmitter	smartphone app	transmitter

FOLDING ARM DRIVE UNITS

TECHNICAL DATA

		BFT Virgo SMART BT	BFT Igea BT	SOMFY Axovia MultiPro RTS	SOMFY Axovia MultiPro io	CAME Ferni F1024
Application	up to 4000 [mm]	●	●	●	●	●
	up to 5000 [mm]	—	●	●	●	●
	up to 6000 [mm]	—	—	—	—	●
Simple programming		●	●	●	●	●
Auto selection of operating parameters		●	●	●	●	●
Soft START and STOP		●	●	●	●	●
Customizable configuration		●	●	●	●	●
Display		●	●	●	●	—
Safety	Obstacle detection	●	●	●	●	●
	Photocells	●	●	●	●	●
	BFT	●	●	—	—	—
Radio transmission	SOMFY RTS	—	—	●	—	—
	SOMFY io	—	—	—	●	—
	CAME	—	—	—	—	●
	WISNIOWSKI	option	option	option	option	option
Backup power supply battery		—	—	●	●	—
Cycle counter		●	●	●	●	—
Recent fault logging		●	●	●	●	—
Signal light		option	option	●	●	option
Expandability		●	●	●	●	●
Emergency drive unit disengagement		●	●	●	●	●
Smart technologies	Ri-Co	option	option	option	option	option
	Connexoon	—	—	—	●	—
	TaHoma Premium	—	—	●*	●	—
Remote control		transmitter	transmitter	transmitter	smartphone app	transmitter





# WISNIOWSKI

GATES | WINDOWS | DOORS | FENCES



DISCOVER  
MORE...



[www.wisniowski.pl/en](http://www.wisniowski.pl/en)

The products shown in the photographic material often feature special equipment and do not always correspond to their standard versions • This brochure does not constitute an offer within the meaning of the Polish Civil Code. • The manufacturer reserves the right to introduce changes without notice. • NOTE: The colours shown in this brochure are for reference only • All rights reserved • Copying and use, in part or in full, is prohibited without the consent of WISNIOWSKI Sp. z o.o. S.K.A. • 07/20/EN